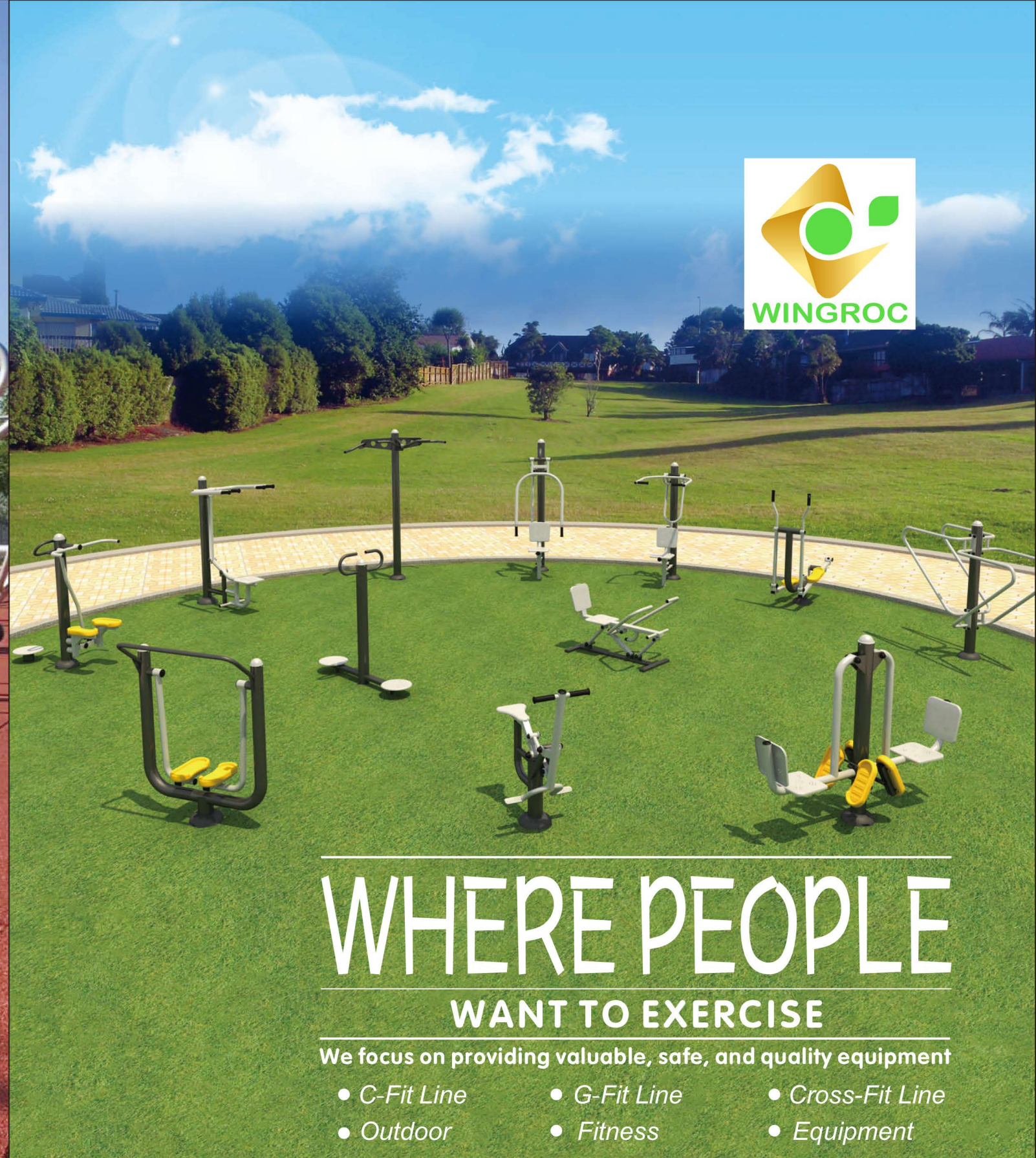




Jiangsu Wingroc Play Co.,Ltd.

Chenhua Road, Caodian Industrial Park, Baoying, Yangzhou, China
info@everbestplay.com everbestplay@gmail.com
Cell & what's app: +86 186 5230 9672
[Http://www.wingroc.com](http://www.wingroc.com)



WHERE PEOPLE WANT TO EXERCISE

We focus on providing valuable, safe, and quality equipment

- C-Fit Line
- G-Fit Line
- Cross-Fit Line
- Outdoor
- Fitness
- Equipment

www.wingroc.com

TO BE THE REAL CREATOR OF OUTDOOR FITNESS EQUIPMENT
PROMOTE A HEALTHIER, MORE ACTIVE LIFESTYLE FOR ALL AGES
Info@everbestplay.com everbestplay@gmail.com

Why Choose Wingroc ?



Wingroc has been committed to producing eco-friendly playground & outdoor fitness equipment since its foundation. All of our products and finishes are made from non-toxic materials. Our factory and offices are operated and maintained in an environmentally responsible manner.

Quality Material Made

For over 25 years, Wingroc has been manufacturing fitness and playground equipment in China. During this time, we have retained our expert employees. In fact, our average employee tenure is over 10 years. This allows us to lead in service, quality, and product innovation. All to build you the best possible China made playground or outdoor exercise park for your school or community.

At Wingroc, all our playground systems, outdoor gym equipment, activities, site furnishings and amenities are constructed from the highest quality materials and are backed by the industry's best warranty and customer service. Together, we help parks, schools, early learning centers and other organizations enrich childhood through play.

Wingroc owns professional audit teams and all our products are made in China; in headquarter of Jiangsu manufacturing facility, from domestic and foreign content. Only a few parts are purchased from trusted suppliers. At Wingroc, our high quality cold-formed steel tubes provide high-shield, high-tensile strength and have an interior corrosion resistant coating.

All our tubes undergo hot-dipped zinc metal coating, chromate conversion coating, washed and sanitized before high temperature heating is applied before painting for a strong molecular adhesion to all of our tubing, components and posts.



Super Durable Powder Painting

The application of super durable polyester power coating provides enhanced, light-stable pigments for superior UV stability and fades resistance. For each of Wingroc's steel parts, we will ensure high temperature heating/powder painting/high temperature solidification 3 steps to finish surface treatment.



Wingroc offers one of the largest and most innovative selections of custom hardware and backs up every last stainless-steel bolt with a lifetime warranty. Once you get any of Wingroc's playground or fitness equipment, you will have stainless steel hardware for installation, which will require only basic wrenches for assembly; all our hardware is anti-rust and anti-corrosion. In addition, you will get an anti-theft security together with Wingroc's equipment.

Free Consultation, Design & Quotation

Wingroc is working to provide you free consultation to assist with your park planning & evaluation; also we will give you free outdoor gym design, including creative and thematic playground design. At Wingroc, you may also get in house CAD drawings or 3D renderings for free in case of any business agreement finish.



PROMOTE A HEALTHIER, MORE ACTIVE LIFESTYLE FOR ALL AGES
www.wingroc.com



Outdoor Gym Equipment

Fitness Installation Destination



COMMUNITY



SCHOOL



PARK

Visit wingroc.com to learn more about our outdoor fitness

Building from 5" (φ114cm) or 5.5" (φ140cm) diameter post, the classic style outdoor fitness equipment can provide you full set of physical training courses. Hot-Dipped Zinc Steel Tubing material and finished by electro-static powder painting, which will significantly protect it from rust, the painting surface is smooth and plastic cover, handgrips prevent accident hurt.



Build For Every Generation



Fitness solutions can benefit everyone in your community

WINGROC & EVERBEST

OUTDOOR FITNESS BY WINGROC

At Wingroc, we only apply with Hot Dip Zinc Steel Tubes for manufacturing of outdoor gym equipment. We will make galvanized painting on every pc of part to avoid rust, even a pc of connector, a pc of shaft (on bearing), or a cap.



Welding Fixture

After over 15 years' manufacture, Wingroc already build complete range of welding fixtures for all the outdoor fitness equipment, which significantly improved production efficiency, and mean timely, provide one more point to the stability of our quality.



Skillful Carbon-dioxide Arc Welding

At Wingroc, over 90% of our welders own more than 15 years' professional welding experience, which made them extremely skillful at work, and provide you good quality welding products.





Ready to Make Exercise Outdoor

Offering a complete outdoor fitness solution for all generations and fitness levels, Wingroc provides a high quality, head-to-toe work-out fitness equipment. Instructional signage ensures effective and safe usage.

Spare Parts Solution

Improved ergonomic design of seats, backrest, hand grips, pedals and handles create a comfortable experience for all users. Made from LLDPE, and processed by rotational molding, it provides high-shield, high-tensile strength, anti-UV, anti-static, security, and it is indeed environmental.



At Wingroc, the customized LOGO service for the plastic parts will be accepted for all key account customers, and this special service will be free of charge once the agreed business turnover is completely finished.

We are making galvanized painting on every part of the surface to avoid rust, even a pc of connector, a pc of shaft (on bearing), or a cap.

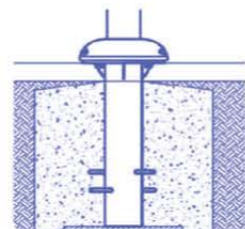
Installation Options



Surface Mount



J-bolt Footing



Anchored Cast in Ground



C-Fit Outdoor Gym Equipment

Triple Hip Twister



Exercise Muscles



Size:

L: 1400mm
W: 1400mm
H: 1350mm

Function: Improves flexibility and loosen muscle groups on abdomens, lower back & hips.

Instructions:

- 1) Take hold of support bar with both hands;
- 2) Place both feet onto the rotation platform;
- 3) Rotate the feet using abdominals from side to side, flexing at the shoulders while keeping your body straight and upright;
- 4) DO NOT rotate violently; maintain a slow and controlled movement during the exercise;
- 5) Increase duration as fitness increases.



Double Seated Leg Press Trainer



Exercise Muscles



Size:

L: 1900mm
W: 450mm
H: 1450mm

Function: Increases strength in the upper and lower legs, whilst toning abdominals.

Instructions:

- 1) Take hold of support bar with both hands;
- 2) Sit upright in the seat with back vertical;
- 3) Place both feet flat on the foot plates and put your hands on your thighs for extra stability;
- 4) Push with your legs but do not fully extend;
- 5) Retract slowly to original position;
- 6) Maintain a smooth, controlled movement and do not lock your knees.



Double Surfboard



Exercise Muscles



Size:

L: 1050mm
W: 800mm
H: 1400mm

Function: Improves flexibility & strengthens the abdominals while improving mobility in the spine and strengthening of arms.

Instructions:

- 1) Take hold of the handles, supporting the body with the arms to keep upper body still;
- 2) Place both feet onto platform;
- 3) Gently swing the hips from side to side, keeping the upper body static at all times;
- 4) Swing to a comfortable & controlled position;
- 5) Increase duration as fitness improves.





C-Fit Outdoor Gym Equipment

Horse Rider



Exercise Muscles



Size:

L: 970mm
W: 550mm
H: 1200mm

Function: Improves co-ordination while strengthen the back, upper arms, lower arms and legs.



Instructions:

- 1) Sit on the unit with hands and feet firmly positioned on the appropriate handle/rest;
- 2) Pull with arms and push with legs simultaneously in a controlled manner;
- 3) Pull hand bar all the way to chest;
- 4) Inhale as you pull and push, exhale as you return to start position;
- 5) Increase repeats as your fitness improves.

Air Walker



Exercise Muscles



Size:

L: 1100mm
W: 460mm
H: 1475mm

Function: Improve condition of heart & mobility and strength of hips & legs



Instructions:

- 1) Take firm hold of both hands on the support bar, step both feet onto the pedals;
- 2) Push legs back and forth alternatively to a comfortable distance;
- 3) Swing in a controlled manner;
- 4) Increase repeats as fitness improves;
- 5) Increase your pace and /or your stride length for more of a workout.

Elliptical Cross Trainer



Exercise Muscles



Size:

L: 1100mm
W: 550mm
H: 1480mm

Function: Improves strength of hearts and lungs while helping to tone and increase mobility in the arms, legs and hips.



Instructions:

- 1) Take a firm hold of both hands on the bar grips, step both feet onto the pedals;
- 2) Push arms & legs in an opposite circular motion;
- 3) Change between forward and backwards motion to enhance workout;
- 4) Maintain a smooth, controlled movement during the exercise;
- 5) Increase duration as fitness improves.



C-Fit Outdoor Gym Equipment



Balance & Flexibility

Mastering Balance and Flexibility is the first step to improving one's overall fitness and health, all this line equipment is designed to enhance your balance and flexibility.



Standing Rotator

WR-18010 || 1250 x 1050 x 1500mm



Air Skier Trainer

WR-18021 || 900 x 550 x 1480mm



Taichi Standing Rotator

WR-18024 || 1300 x 1250 x 1530mm



Waist & Back Massager

WR-18006 || 1050 x 850 x 1500mm



Air Skier Trainer

WR-18018 || 1100 x 550 x 1510mm



Waist and Back Stretch Trainer

WR-18027 || 870 x 600 x 1050mm



Shoulder Standing Wheels

WR-18011 || 900 x 780 x 1840mm



Seesaw

WR-18033 || 2100 x 350 x 1000mm



Double Air Skier

WR-18055 || 1500 x 950 x 1450mm



Balance Beam

WR-18057 || 3000 x 300 x 250mm



C-Fit Outdoor Gym Equipment



Muscle & Strength

The Muscle fitness product help uses build endurance and strength, but mean timely develop aerobic, balance and flexibility. They are the most popular products in the outdoor fitness park, esp. among adult and the aged. Our Outdoor Fitness Equipment is designed to work out many muscle groups simultaneously, but also encourage users of all experience levels. Choose from individual items with your specific muscle fitness goals, or build a complete fitness park with items in all workout types for a custom community space.



Double Sit-up Trainer
WR-18013 || 1420 x 1120 x 630mm



Wall Bar
WR-18036 || 1300 x 114 x 2300mm



Abs & Lower Legs Trainer
WR-18048 || 1300 x 800 x 550mm




Push Up & Dip Station
WR-18007 || 1800 x 630 x 1600mm



Arm Strength Trainer
WR-18034 || 1100 x 420 x 1650mm



Horse Rider
WR-18009 || 970 x 550 x 1200mm



Horizontal Bar
WR-18038 || 1500 x 114 x 2600mm

C-Fit Outdoor Gym Equipment



Overhead Ladder
WR-18042 || 3000 x 914 x 2550mm



Sit-up Trainer
WR-18035 || 1700 x 850 x 950mm



Triple Leg Press Station
WR-18056 || φ2350 x 2450mm



Double Horse Rider
WR-18054 || 1550 x 1000 x 1160mm



Kids Climbing Station
WR-18049 || 3600 x 1200 x 1800mm



Overhead Ladder
WR-18043 || 3000 x 914 x 2550mm



Single Seated Chest Press
WR-18023 || 950 x 750 x 2100mm



Seated Leg Press Trainer
WR-18005 || 1900 x 450 x 1450mm



Triple Chin up Trainer
WR-18028 || 1500 x 1500 x 2300mm



Seated Chest Press Trainer
WR-18003 || 1730 x 750 x 2200mm



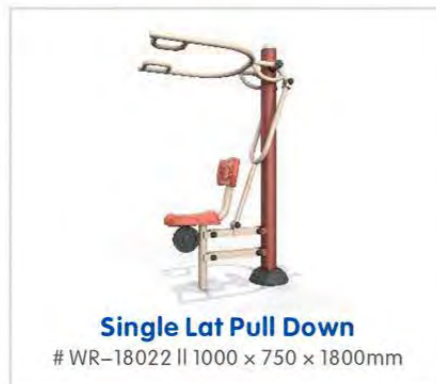

Horse Rider
WR-18019 || 1060 x 600 x 1160mm



Lat Pull Down
WR-18002 || 1930 x 750 x 1900mm




C-Fit Outdoor Gym Equipment



Cardiovascular
Aerobic workouts keep heart and lungs functioning at optimum levels. This following outdoor exercise equipment is designed to give you a specific kind of workout with a focus on Aerobic Fitness. Cardio exercises like walking, running, stepping, oaring, jogging, and more can be achieved with these devices.



C-Fit Outdoor Gym Equipment

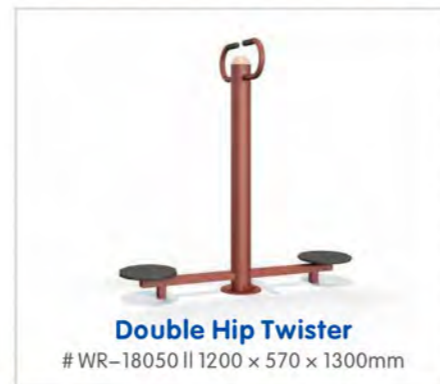
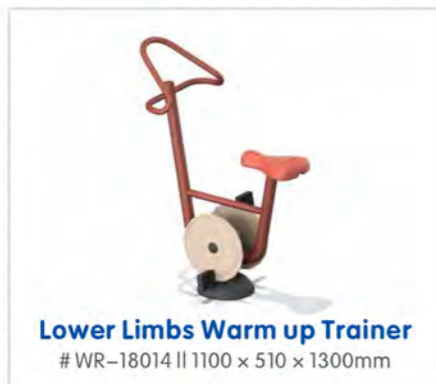




Warm up
When you get out to do some outdoor sport, it is very necessary to make an outdoor exercise by walking, legs pressing, body rotation, bicycle training, stretching motion, or the best idea is to make it by outdoor gym equipment advance, these items are designed for these people, and also it is very good for the elder to make a normal warm up exercise on these machines after meals or during outdoor exercise. These are some items training for your reference.






C-Fit Outdoor Gym Equipment



G-Fit Outdoor Gym Equipment

G-Fit Line Outdoor Fitness Equipment

The products of this new line outdoor gym equipment will promote you rigid exercise station that assist in abdominal, back, arms, hip, as well as the muscle group workouts of whole body. They are designed for outdoor gym use, helpful to users of all fitness levels, but durable. It is essential to enhancing your daily life, and these products will provide your community, or park with a long-lasting source of health and fitness.



G-Fit Outdoor Gym Equipment

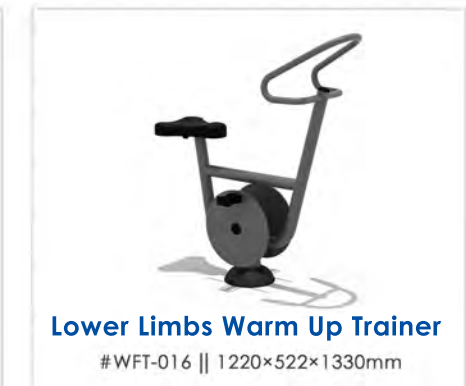


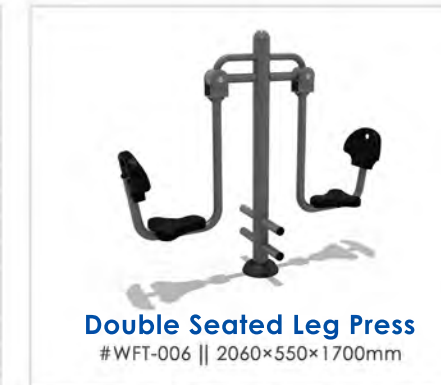


Heavy Duty Outdoor Gym Equipment

Developing from standard series, but has been improved for both internal & external structure. The application of Heavy Duty Restrictors & Dampers promotes more safety warranty, and all security system is finished by the 304# stainless steel. The heavy duty fitness equipment provides more valuable training courses, and all those are based on kinesiology theory.



Heavy Duty Outdoor Gym Equipment





Heavy Duty Outdoor Gym Equipment



Waist & Back Massager
#WFT-017 || 1050×850×1500mm



Air Skier
#WFT-018 || 1100×550×1510mm



Double Air Skier
#WFT-019 || 1610×500×1500mm



Double Air Walker
#WFT-020 || 1920×426×1254mm



Double Hip Twister
#WFT-021 || 1650×490×1350mm



Horizontal Ladder
#WFT-022 || 3120×920×2550mm



Wall Bar
#WFT-023 || 1420×120×2380mm



Tripe Chin up Station
#WFT-024 || 1500×1500×2300mm



Waist Stretcher
#WFT-025 || 900×570×1270mm



Seesaw
#WFT-026 || 2500×696×1500mm



Parallel Bars
#WFT-027 || 2500×696×1500mm



Arms Strength Trainer
#WFT-028 || 720×560×1490mm



Heavy Duty Outdoor Gym Equipment



Leg Press
#WFT-029 || 1054×1294×994mm



Quadruple Leg Presser
#WFT-030 || 2520×2520×1954mm



Uneven Horizontal Bars
#WFT-031 || 3380×120×1800mm



Legs Extension
#WFT-033 || 710×620×970mm



Taichi Standing Spinner
#WFT-034 || 1370×1370×700mm



Taichi Standing Spinner
#WFT-035 || 1470×1390×1510mm



Power Outdoor Gym Equipment

Strength, Muscle & Power

The Covid-19 pandemic has completely changed human beings' life. After the epidemic, people are willing to spend more time on outdoors exercise or take exercise in public places. Adults are promoting a healthier and more active lifestyle. With over update of over 3 generations of Wingroc outdoor gym equipment, a new outdoor gym equipment that can challenge people's physical limits comes out. This is our power outdoor fitness equipment, or let's say strength outdoor gym equipment.



By fully use of all available strength fitness equipment, you can exercise the muscle groups of the whole body, thereby promoting an active, energetic and healthy lifestyle.



Power Outdoor Gym Equipment



Squat
PWFIT-18001 || 2090×1160×1600mm



Pec Fly Trainer
PWFIT-18002 || 2080×1180×2100mm



Seated Legs Trainer
PWFIT-18003 || 2080×1260×1530mm



Lat Pull Down
PWFIT-18004 || 2080×1200×2400mm



Standing Chest Press Trainer
PWFIT-18005 || 2080×1160×1900mm



Seated Chest Press Trainer
PWFIT-18006 || 2080×800×1760mm



Calf Muscle Trainer
PWFIT-18007 || 2080×1160×1590mm



Pull Up Trainer
PWFIT-18008 || 2080×1160×1960mm



Bench Lift Trainer
PWFIT-18009 || 2080×1610×1224mm



Limbs Rising Trainer
PWFIT-18010 || 2080×1200×690mm



Rower Trainer
PWFIT-18011 || 2080×1770×1445mm

The adjustment of weight discs could satisfy demand of different groups of people during their exercise, or meet various demand at their different gym stages.

Cross-Fit Outdoor Gym Equipment



Cross-Fit Outdoor Fitness Equipment

Cross-fit is constantly varied functional movements performed at high intensity. All Cross-fit workouts are based on functional movements, and these movements reflect the best aspects of gymnastics, weightlifting, running, rowing and more. They move the largest loads the longest distances, so they are ideal for maximizing the amount of work done in the shortest time. The more work you do in less time, or the higher the power output, the more intense the effort.



Multifunction Trainer
WCF-18001 || 599 × 385 × 285 cm



Multifunction Trainer
WCF-18002 || 590 × 370 × 350 cm



Multifunction Trainer
WCF-18003 || 730 × 450 × 325 cm



Multifunction Trainer
WCF-18004 || 394 × 236 × 229 cm



Multifunction Trainer
WCF-18005 || 420 × 380 × 300 cm



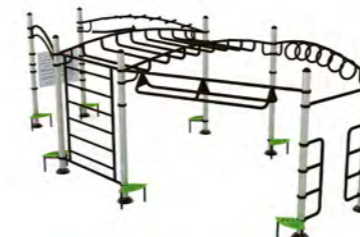
Multifunction Trainer
WCF-18006 || 400 × 400 × 300 cm



Multifunction Trainer
WCF-21001 || 485 × 302 × 254 cm



Multifunction Trainer
WCF-21002 || 782 × 454 × 301 cm



Multifunction Trainer
WCF-21003 || 630 × 200 × 240 cm



Multifunction Trainer
WCF-21004 || 520 × 200 × 250 cm



Multifunction Trainer
WCF-21005 || 680 × 650 × 240 cm



Multifunction Trainer
WCF-21006 || 850 × 300 × 240 cm

Cross-Fit Outdoor Gym Equipment